

# MBARC Beacon

The Morongo Basin Amateur Radio Club Newsletter



SEPTEMBER 2025 EDITION

[w6ba.net](http://w6ba.net)

[Morongo Basin Amateur Radio Club](https://www.facebook.com/MorongoBasinAmateurRadioClub)

## President's Message

Thanks to Chris **WB6CDF** for the last moment use of his shop (located in the Monterey Business Center, [58945 Business Center Dr., Unit E, Yucca Valley](#)) for the August and September club meetings. This is due to the temporary closure of the Yucca Mesa Community Center. If need be, the club officer nominations and annual Halloween Party (the October meeting) will be held at the Church of the Nazarene in Yucca Valley.

A volunteer is needed for the club meeting presentation for the month of November. The presentation does not necessarily need to be about amateur radio – if you have an interesting hobby or skill we would welcome learning about it.

Please support our nets – ARES Net at 1915 local every Monday, the **MBARC** net at 1900 local every Tuesday and the “Cawfee Tawk” Net 1000 local every day on the Morongo Basin Linked Repeater System.

Suggestions as to where we want to go and what we want to do as a club are always welcome. I can be contacted at the club's email address [w6ba.condition765@slmail.me](mailto:w6ba.condition765@slmail.me) and I will always respond to any serious query. After all, this is your club!

73s,



Paul Edwards **AA6SM**



[262-412-7323](tel:262-412-7323)



[w6ba.condition765@slmail.me](mailto:w6ba.condition765@slmail.me)



## Information At A Glance

### Upcoming Club Meetings

Monthly club meetings are on the 3<sup>rd</sup> Saturday, every month, at 1400.

#### Date & Time Location

Sep 20 @ 1400 [Telecom Southwest, 58945 Bus. Ctr. Dr.](#)

Oct 18 @ 1400 [TBD](#)

Nov 15 @ 1400 [TBD](#)

### Local Nets

Net Name	Day & Time
Amateur Radio Emergency Service	MON @ 1915
<b>MBARC</b> Weekly Net	TUE @ 1900
<b>MBARC</b> “Cawfee Tawk”	DAILY @ 1000

### MBARC Linked Repeater System

For more info, see the [2<sup>nd</sup> to last page](#) for detailed diagram of the **MBARC** Linked Repeater System or visit [w6ba.net](http://w6ba.net).

Site	MHz	%	
<b>W6BA</b> Yucca Valley / Paxton Hill	146.790	–	136.5
<b>W6BA</b> Twentynine Palms / Donnell Hill	147.060	+	136.5
<b>WB6CDF</b> Landers / Fire Station	447.580	–	173.8
<b>AD6G</b> Pipes Canyon	446.120	Ø	146.2

### Local VoIP-to-RF Nodes

System	# Node	RF Link
AllStarLink	503088	<b>KM6IAU</b> to <b>W6BA</b> YV
EchoLink	KM6IAU-L	<b>KM6IAU</b> to <b>W6BA</b> YV
EchoLink	WO4ROB-L	<b>WO4ROB</b> to <b>W6BA</b> YV

### Local RF-to-VoIP Nodes

Site	MHz	%		System	# Node/TG
<b>KD6DIQ</b> YV	145.770	Ø	67.0	AllStar	<a href="#">28855</a>
<b>WB6CDF</b> YV	447.000	–	10	DMR/BM	TS1: TG 3106 TS2: TG 2

<i>President</i> --- Paul Edwards	<b>AA6SM</b>
<i>Vice President</i> --- Larry Mollica	<b>AD6G</b>
<i>Secretary</i> --- Jake Jakubowski	<b>N6XIV</b>
<i>Treasurer</i> --- Glenn Miller	<b>N6GIW</b>
<i>Board Members</i> --- Aaron Chesney	<b>KM6IAU</b>
	Bryan Heveron <b>KF6YGK</b>
	Rob Cloutier <b>WO4ROB</b>
<i>Repeater Trustee</i> --- Glenn Miller	<b>N6GIW</b>


<i>Editor</i> --- Aaron Chesney	<b>KM6IAU</b>
<i>Contributors</i> --- Paul Edwards	<b>AA6SM</b>
	Maja Chesney <b>KO6DAV</b>
	Jake Jakubowski <b>N6XIV</b>
	Aaron Chesney <b>KM6IAU</b>
	Larry Mollica <b>AD6G</b>
	Steve Harrison <b>KØXP</b>


### Table of Contents


President’s Message.....	1
Member Birthdays – September 2025.....	2
Meeting Minutes – August 2025.....	3
MBARC Personalized Name Tags.....	3
Club Website Modification.....	4
Membership Report – September 2025.....	4
Squelch Tails.....	5
Plan C Orion Antler Spread, KØXP – August 2025.....	7
Linked Repeater System Overview.....	9
Calendar – September 2025.....	10
KD6DIQ AllStarLink Node#28855 Schedule.....	10

### Your Newsletter, Your Voice.

*If you have material you’d like to share in a future newsletter, [get in touch](#).*


 Aaron Chesney **KM6IAU**


[442-205-1873](tel:442-205-1873), extension 5


[Aaron@KM6IAU.net](mailto:Aaron@KM6IAU.net)




### Member Birthdays – SEPTEMBER 2025


*Regular Section by Maja Chesney **KO6DAV***


On behalf of the club, I want to extend our warmest birthday wishes to all our cherished members celebrating a birthday this month.

May your special day bring joy, love, and peace. Stay happy and blessed.

If you’d like your birthday to be included for recognition here and on the club’s [Facebook page](#), [get in touch](#). ---


 Maja Chesney **KO6DAV**


[442-205-1983](tel:442-205-1983), extension 6


[maj.chesney@gmail.com](mailto:maj.chesney@gmail.com)





Loren **KM6QQP** caught smiling at the August 2025 club meeting. – Photo by Maja **KO6DAV**

## Meeting Minutes – AUGUST 2025

Submitted by Jake Jakubowski **N6XIV**, Club Secretary

*Editor's note: This is an edited version. For the official record, contact the club secretary.*

The August 16 general meeting took place at Chris Nichols **WB6CDF**'s shop, Telecom Southwest, Unit E, in the Monterey Business Center in Yucca Valley.

President Paul **AA6SM** opened the meeting at 1400 and announced the club officers.

Club Treasurer Glenn **N6GIW** reported a club balance of \$2,196.00.

Aaron Chesney **KM6IAU** reported 61 current club members, and spoke of other membership demographics.

Rob Cloutier **WO4ROB** spoke briefly about the 915MHz LoRA communication system. He also had a small unit in hand to view. He will give a more expanded presentation next club meeting.

Judy Cloutier **KK6NWG** is planning for the club October Halloween party.

Chris Nichols **WB6CDF** offered his shop at Telecom Southwest for the October 20 club meeting. He indicated

that the Yucca Mesa Community center had to be shut down due to a rodent problem. The building will be gutted out and renovated. It will take a couple of months for contractor work to get it ready to use again.

President Paul **AA6SM** gave a presentation on Satellites and AMSAT.

Newly licensed member Jamie Hafler **KO6KIY** won the 50/50 raffle.

The secretary counted 21 attendees at this meeting. The meeting adjourned at 1450. ---


## MBARC Personalized Name Tags

Looking for a spirited way to showcase your radio club membership? Order your name tag today!

- \* Size: 2.95 × 2.16 inches (7.5 × 5.5 cm)
- \* Thickness: 3mm – Durable and sturdy
- \* Backing: Magnetic – No pins, no hassle!
- \* Price: Just \$8!

✉ [craftedbymaja@gmail.com](mailto:craftedbymaja@gmail.com)

📘 Crafted by Maja



(SAMPLE)

*Personalized*  
**Magnetic Name Tag**  
**FOR ONLY \$8**

**MAJA** For orders, please send an email to [craftedbymaja@gmail.com](mailto:craftedbymaja@gmail.com) or visit Crafted by Maja on Facebook.

# Membership Report – SEPTEMBER 2025

Submitted by Aaron Chesney **KM6IAU**, Membership Chair

## Overview

This is the membership report for the Morongo Basin Amateur Radio Club as of September 1, 2025. *This report does not contain confidential information.*

Included Sections:

**Statistics** : A numerical summary of some club membership details.

**Charts** : A visual summary of some club membership details.

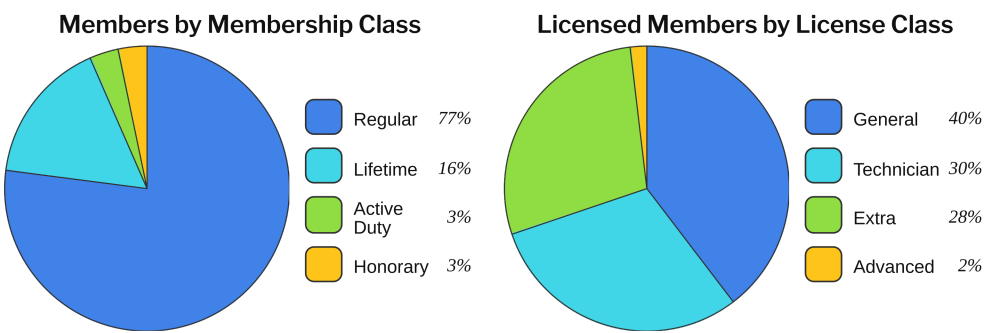
License class and expiration data is pulled from the FCC database based on the callsign we have on record for members. For the purposes of **statistics** and **charts**, an expired license is counted as 'unlicensed'.

## Statistics

### 61 Members Total

47 members have <b>Regular</b> membership	(77% of <b>all</b> members)
42 <b>Regular</b> members are current	(89% of <b>Regular</b> members)
5 <b>Regular</b> members have <b>expired</b> membership	(11% of <b>Regular</b> members)
2 <b>Regular</b> members have membership <b>expiring soon</b>	(4% of <b>Regular</b> members)
2 members have <b>Active Duty</b> membership	(3% of <b>all</b> members)
10 members have <b>Lifetime</b> membership	(16% of <b>all</b> members)
2 members have <b>Honorary</b> membership	(3% of <b>all</b> members)
29 members are a part of a <b>Family</b> membership	(48% of <b>all</b> members)
32 members have <b>Individual</b> membership	(52% of <b>all</b> members)
53 members are <b>currently licensed</b>	(87% of <b>all</b> members)
16 licensed members are <b>Technician</b> class	(30% of <b>licensed</b> members)
21 licensed members are <b>General</b> class	(40% of <b>licensed</b> members)
1 licensed member is <b>Advanced</b> class	(2% of <b>licensed</b> members)
15 licensed members are <b>Extra</b> class	(28% of <b>licensed</b> members)
8 members are <b>unlicensed</b> or <b>expired license</b>	(13% of <b>all</b> members)

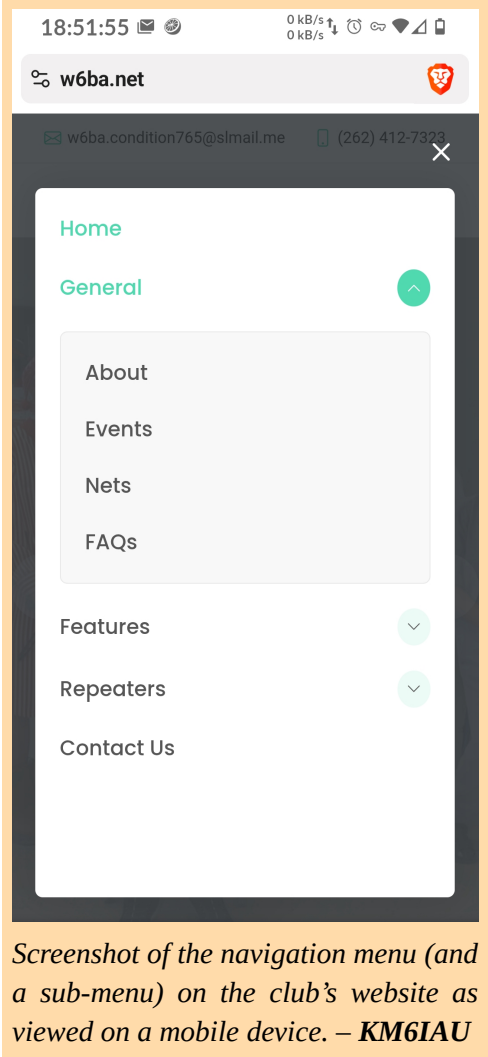
## Charts



## Available Item

From Roger Sherwin **KF6BIG**: “I have a large-sized wheelchair I’ll give to anyone who wants it. They have to pick it up.”

Contact Roger on the repeater or by telephone, 760-366-2424.



Screenshot of the navigation menu (and a sub-menu) on the club’s website as viewed on a mobile device. – **KM6IAU**

## Club Website Modification

Submitted by Aaron Chesney **KM6IAU**

For mobile users, until recently, the navigation menu on our club website required the user to click specifically on the drop-down chevron toward the right to expand a given sub-menu. If the user instead clicked on the text, the navigation menu would simply close. This lead to some confusion while navigating the site on a mobile device.

The behavior has been modified now to allow the user to click anywhere on a given menu item’s line to expand its sub-menu or navigate, as the case may be. This behavior is more intuitive on mobile devices.

The behavior of the navigation menu for desktop users was not problematic and is effectively unchanged with this update. Happy browsing.



# Squelch Tails

Submitted by Larry Mollica **AD6G** on September 1, 2025

## Squelch Tail Trimming

Anyone with any experience with FM two-way radio knows about the burst of noise that often comes out of the receiver when the station they are listening to stops transmitting. The familiar and moderately annoying “squelch tail” comes with the FM territory. Set your radio’s squelch knob just on the very edge of cutting off the noise that comes with no-signal, you’re likely to hear a somewhat longer squelch tail when the other party unkeys. “Tighten up” the squelch and you can shorten the squelch tail, at the risk of having it not open for weak signals, or popping open and closed when you’re in a weak signal area. Best to find the happy medium.

To further confuse things, when using a repeater you may hear two squelch tails. The first when the transmitting station’s signal drops from the repeater’s receiver, the second in your receiver when the repeater’s carrier drops a few moments later.

Over the years various manufacturers have come up with schemes to reduce or eliminate squelch tails. Most of these schemes rely on modifying the way the radios handle CTCSS and do nothing for carrier squelch radios, but for one.

*Editor’s note: “CTCSS” is also often called “PL” or “PL tone”. Generally speaking, these terms all refer to the same thing, being essentially the same difference between saying “facial tissue” and “Kleenex”, for instance. “PL” is short for “Private Line”, the marketing term for Motorola’s implementation of CTCSS. Many hams use the terms interchangeably. It’s worth mentioning that “Private Line” does not make a conversation private.*

What a happy world this would be if these various manufacturers had only paid attention to one another! Let’s go through them.

## USA! USA!

In the early 1960s Motorola, GE and possibly others starting using “reverse burst” PL in commercial two-way radios. When a transmitting station unkeyed their mic, the transmitter did not drop off immediately. It would stay on the air for a fraction of a second later, during which time the PL tone would reverse phase. The amount of phase reversal varied by manufacturer, but – for the sake of discussion – let’s call it 180 degrees. At the time, PL encoding and decoding was done by physical vibrating reeds. Normally these reeds tended to keep vibrating a bit after the receive signal dropped, relying on the squelch circuit to mute the receiver, so of course you got a healthy squelch tail out of it. However, when a transmitting station employing reverse burst unkeyed, the phase reversal of the PL tone would – *figuratively speaking* – “put the brakes” on the receiver’s reed, immediately stopping it vibrating. This cut off sound to the receiver before the carrier dropped, such that receive station never heard any squelch tail. Motorola and others kept this scheme even after PL encoding and decoding switched to electronic means rather than physical reeds, and they have even stuck with it to today. The **W6BA** repeaters in Yucca Valley and Landers both fully support reverse burst. Twentynine Palms has a Yaesu repeater. I’m not sure what its deal is, but my guess is that it does not support either reverse burst or “55Hz”. (I’ll talk about “55Hz” in a moment.) As far as I know, if the receive radio is not designed to support responding to reverse burst, no squelch tail elimination occurs after receiving transmission from a reverse burst radio. Thus, most Japanese amateur radios in my experience will give you squelch tail noise when a reverse burst repeater drops off the air.

## Enter The Dragon

Chinese radios such as the *painfully* ubiquitous Baofeng UV-5R also offer squelch tail elimination. Ah, the bliss of peaceful coexistence! ... Or so it would have been if they’d only adopted the method that had been a standard for 50 years or so. Oh well. On the Baofeng UV-5R menu you can find item “35 STE” (*which is somehow “Tail Tone Elimination” per the manual*). On my Wouxn KG-UV9D it is item “60 S-MUTE”. It is similar to the reverse burst **only** in that the transmitter stays on a fraction of a second after PTT is unkeyed. But instead of reversing the phase of the PL tone, it stops transmitting the programmed PL and instead sends a burst of 55Hz tone. If the receive radio has STE on, it will recognize the 55Hz tone and mute the receiver. Same effect but not (purposefully) end-to-end comparable with a reverse-burst radio. More on compatibility later.

## Call for Super Chicken

Sometime back in the “long ago”, a scheme for transmitting with squelch tail elimination was cooked up that was comparable with virtually any receiving radio that was decoding CTCSS. Dubbed “*chicken burst*” (*presumably by some ham who was familiar with reverse burst, but could not afford a Motorola radio*), it was effective if somewhat inconvenient. It was the simplest scheme of all. Like the other schemes when the transmit radio unkeyed, it would stay on the air for a brief moment. During this time it would transmit **no** PL tone at all. No matter what, if any, squelch tail suppression method the receive radio used, it would mute as soon as it decided PL tone was no longer present. *Voilà!* No squelch tail! Well, this seems to be perfect... except it’s not.

Back in the PL reed days, it took a while for the receive reed to stop vibrating (in the absence of reverse burst). This meant that

the chicken burst “momentary” continued keying of the transmitter had to drag on for maybe a second or more, waiting for the receiver’s reed to stop thumping around. This was long enough to be disruptive or at least annoying to communications on the channel. However, the days of physical reeds to make and decode PL tone are long gone (*and good riddance*). For reasons I won’t go into, it does take a while for an electronic decoder to recognize PL tone has stopped, but not nearly as long as it did with reeds. As such, chicken-burst is more practical these days as it doesn’t require the transmitter to hang on the air as long as it once did. Which takes us to...

## Inadvertent Compatibility

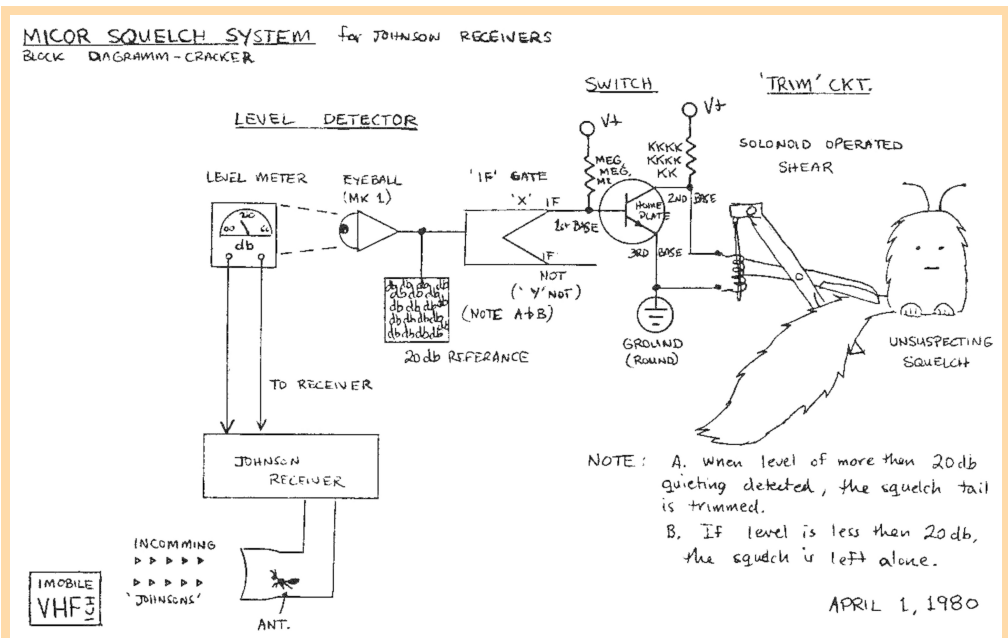
If you haven’t already guessed, the chicken-burst effect *somewhat* applies when a 55Hz radio is transmitting to either a reverse burst radio, or a radio that supports neither. The transmitting radio lingers on for a fraction-of-a-second after the user unkeys, during which time it sends 55Hz.

Even though the receive radio does not recognize 55Hz as a “stop” tone, 55Hz is not the requisite CTCSS tone... and so the receiver will eventually mute. This means that the squelch tail is either eliminated or at least shortened, depending on the timing of the transmitter and the performance of the receiver’s CTCSS decoder.

In testing, I find that enabling the 55Hz on transmit in my TIDRADIO H3 effectively eliminates the squelch tail in the receiver of a Kenwood TM-V71A, even though the Kenwood has no facility for squelch tail elimination as far as I know. However – *as far as I know* – a reverse burst transmitter will not have the same effect on radios that do not recognize the phase reversal.

## Hello MOTO

In case it wasn’t apparent, ALL the above schemes only apply when the receive radio is using PL/CTCSS. If the receiver is set for carrier squelch, there is no squelch tail



*“When the MICOR squelch first came out, its ability to automatically trim the squelch tail length from a normal tail on a noisy signal to zero tail on a 20dB quieting (or better) signal was unique. The squelch chip was custom made by Moto Semi for Moto Comm. The chip can be installed in almost any receiver – and was (even in tube-type receivers). This cartoon was drawn by a ham who knows the Johnson FM radios inside outside and backwards.” – Source: [repeater-builder.com](http://repeater-builder.com). Image edited for size, used under Fair Use.*

elimination with any of the above. However, there is one receiver scheme that does eliminate – *most of the time* – squelch tails, no matter the brand of transmitter and even works in carrier squelch. Back in the late ‘60s Motorola cooked up its new, top-of-the-line, all solid-state MICOR line of radios. At that time they designed something their patent called an INTEGRATED DUAL TIME CONSTANT SQUELCH CIRCUIT. Everyone else called it “the Micor squelch chip”. Think of it as a “smart squelch”. If your receiver is receiving a strong full-quieting signal, it in effect “tightens up” the squelch (actually shortens the timing on it, rather than change its sensitivity like a squelch knob, but close enough). On a weak signal, it “loosens” the squelch (long time constant), so that it won’t chop off the weak signal. The effect is that most of the time, squelch tails are eliminated or nearly eliminated on full quieting signals. This worked so well that hams building repeaters would sometimes order the chip from Motorola’s parts department and incorporate it into

their (non-MICOR) receivers. Motorola no longer makes the chip, but you can still put together a circuit board that does the same thing. I do not know however, which recent lines of Motorola radios incorporate this scheme (implemented as part other chips in the radio), so I couldn’t tell you if the **W6BA** Motorola repeaters employ it. Typically though, I don’t hear squelch tails on the YV repeater from non-eliminating transmitters, so: probably? I’ll figure it out one of these days.

## What does all this mean to me?

Probably not much. If you have a Chinese radio that has a setting for squelch tail elimination, you can leave it turned on if you like and it may reduce or eliminate squelch tails heard by the people receiving you. It won’t always be effective – but sometimes it will. The Baofeng manual I’m looking at says (in effect) that it cannot be used on a repeater, but I have no idea what they are talking about. It won’t hurt anything even if it does nothing and there likely will be some “chicken burst” effect sometimes, which is a good thing. ---



# Plan C Orion Antler Spread, KØXP – AUGUST 2025

Regular Section by Steve Harrison KØXP, submitted on August 27, 2025

## Introduction

Welcome back to the Plan C Orion Antler Spread Activity Report! Like July, there wasn't a whole lot of activity this month, either on HF or the VHF – UHF bands. There were a couple of interesting DXpeditions this month, one of which I'll describe further below.

## Activity Report

As in July, there were a few DXpeditions out there active on several HF bands (E51KEE in the Southern Cook Islands in the South Pacific, and another band or two from T30TTT in the Northern Kiribati Islands, also in the South Pacific). There were several days where 6 meters did show some life in the form of some beacons being heard; but overall, 'ole Sol didn't precipitate much other ionospheric excitement. One of the more-interesting beacons I heard for several hours one day was VY0YHK/B, grid locator EP28 in the far north of Canada. There was no aurora in the west of which I'm aware. As in July, there was very sporadic Sporadic Es propagation earlier this month (*that's why it's called "Sporadic Es"*) but it didn't seem to result in much wide-spread 6 meter activity in the southwest.

To the right is a copy of my logbook for the past month. You can see how sparse activity on the bands appeared to be. One nice catch, however, was 3W9T in Vietnam on 08/03 on 18 MHz. Way back when I was a wee lad, working Vietnam was a strict no-no for U.S. amateurs (*although I doubt there were any Vietnamese amateurs on the air in those days, anyway*). U.S. amateurs were not allowed to work Vietnam at all on any amateur band, although there were plenty of people here in the U.S. who did conduct phone patches for the families of U.S. service people serving in Vietnam at the time. One of the better-known

stations was Barry Goldwater's in the Tucson, AZ area, sporting the callsign K7UGA when on the ham bands. There were often several operators conducting phone patches throughout all hours of the day and night. There were dozens of others throughout the U.S., however. These phone patches all took place on the MARS (Military Affiliate Radio Service) frequencies. (I was once a member of Air Force MARS although I only participated in several CW nets on frequencies such as 6998 kHz.)

Two other DXpeditions of note were E51KEE in the Southern Cook Islands, and T30TTT, an on-going DXpedition still taking place in the Western Kiribati Islands. E51KEE has since concluded operations, but T30TTT will continue through the next month or so. He says he may appear on 80m and 160m; I'd certainly like to work him on those bands! I also need T30 on 7 MHz but although I know he's been on, I have not yet found him during our nighttime hours.

A good candidate for DXpedition Of The Year sported the odd Chilean callsign of 3G1P. This Islands-On-The-Air DXpedition, intended to be the very first activation of the South American island group SA-100, was clearly also one of the hairier ones of the year (rivaling expeditions on the Paracel islands and Scarborough reef, in the eastern China sea), as the rocks composing the Chilean Ilotes Parajos islands protrude above the sea surface only a few meters. There is no flat surface on which to place generators or even operating tables! In fact, the primary operator of 3G1P, Cezar, VE3LYC, was able to get some photos of the two operating positions precariously perched on the very tippy-top of one of those rocks; the sea could be seen lapping only a few meters lower.

*Editor's note: More details from this DXpedition, including some amazing photos, can be found at <https://www.dx-world.net/3g1p-ilotes-pajaros-sa-100/>. Steve KØXP's writeup here also includes below a quote from said resource.*

Date and Time UTC	Freq KHz	Callsign	RST		Country	Comments
			Sent	Rcvd		
2025/07/28 16:51	50 098.50	WB5EVO	599	599	W/K	EM15
2025/08/03 17:15	18 072.27	3W9T	599	599	Vietnam	
2025/08/04 23:22	21 021.03	E51KEE	559	559	South Cook Islands (SCI)	1st band
2025/08/05 06:15	10 109.77	E51KEE	599	599	SCI	2nd band
2025/08/05 08:56	14 004.15	T30TTT	599	599	Western Kiribati Islands (WKI)	3rd band
2025/08/05 21:43	28 004.00	T30TTT	599	599	WKI	QSO?? 4th band
2025/08/06 22:28	24 893.98	T30TTT	599	599	WKI	4th band
2025/08/06 23:06	28 034.02	E51KEE	599	599	SCI	3rd band
2025/08/07 22:53	24 893.00	E51KEE	599	599	SCI	4th band
2025/08/08 03:33	21 007.02	T30TTT	599	599	WKI	5th band
2025/08/08 17:58	18 074.99	E51KEE	599	599	SCI	5th band
2025/08/11 04:45	14 024.01	E51KEE	539	529	SCI	6th band
2025/08/11 04:58	7 007.01	E51KEE	599	599	SCI	7th band
2025/08/13 21:55	50 090.00	KD7MT	559	529	W/K	DN55, Montana
2025/08/13 22:06	50 092.53	KN0V	559	559	W/K	EN34
2025/08/19 01:16	14 040.02	3G1P	599	599	Chile, Parajos Islands	IOTA DXpedition
2025/08/19 21:55	28 006.11	T30TTT	599	599	WKI	Insurance QSO for 08/05 questionable Q
2025/08/23 08:18	10 113.03	T30TTT	599	599	WKI	6th band

Cezar and his other operators, Filipe, **XQ7IR** and Johan, **PA3EXX** eventually had to conclude operations after only a day or so when seas rose enough that the Chilean Coast Guard warned them to get off the rocks before they were submerged. Apparently, they were conducting operations under the guidance and protection of the Coast Guard. Cesar wrote later that although he and the other operators were able to close down and pack up all their equipment into water-tight containers, they were forced to leave those equipment containers on the island as the seas were too rough to take the heavy and awkward containers back to the ship with them. The last they saw of the containers was they were resting nicely in perches on the rocks, waiting for brave fishermen to pick them up and transport them back to the mainland for Cezar and his crew to return home.

Here is Cesar's report of what happened next:

*"Juan and his crew reached the rock before 9am local time (before 15 UTC). The photos he shared with us didn't show any of our stuff up there. However, Alex – one of his crew – climbed the rock. There is absolutely nothing there except for the beam antenna that we left anchored, which has been damaged. We left it there because it was too slippery at the time to attempt disassembling it. There is no trace of the sealed drum and one of the generators, which was left in its hypalone bag. We are truly disappointed. We could not have taken with us during the extraction the KPA500 or the generator, since they were too heavy, but we could*

*have taken more stuff had the rescue team didn't mislead us that they will bring these things down the after we reach to the boat.*

*The lost equipment includes the KPA500, one IC-7000, seven Dunestar-300 band pass filters, two multiband antennas, one 2-el yagi, one Honda EU22i generator, two fiberglass masts, all Cezar's personal clothing and sneakers, etc. The estimated replacement value is well in excess of \$8,000. To be clear, this loss is the responsibility of our team. However, we would very much appreciate all the support that the IOTA and DXing community can afford to offer. Thank you!"*

### **Planned Activity in Wonder Valley**

Now that the monsoon season has begun, and the heat appears to have begun to abate some, antenna-erection plans are in full-swing at the Plan C Orion Antler Spread and elsewhere in Wonder Valley. Among other things, I need to get my new LFA-Q 6 meter quad down from its precarious perch on top of the 20-foot unguyed aluminum pole before the desert wind bends the pole and topples the antenna; I plan to put it up again on the bottom tower section that Rob **WO4ROB** gave me earlier this year.

This two-section tower, originally from Keith Board **N6GKB**, consists of a 22-foot bottom section that weighs somewhere around 75 pounds, and a much-shorter (and lighter) 14-foot section that originally was raised by cable on a winch. Jim Dunham **KO6FAY**, one of our newer members, who lives way out in the eastern reaches of Wonder Valley and thus has very limited access to the

club's Donnell Hill repeater, will use that upper section to get his new antenna higher. Hopefully, that will then allow him to participate on the club's repeaters. If not, he and I will figure something out!

I am also about to pick up building materials from Home Depot to (*at last!*) get my solar panels mounted. Then I'll be able to feed my 10 kW/hr solar-battery system and generate 240VAC, as well as power my air conditioner nearly around the clock during the summer! This will be a very labor-intensive project that already tires me out just to think about it... ten 45-pound concrete pilings, placed on a leveled plot of desert, with a bunch of 12-foot 4x4s attached, then some Superstrut channel placed on those, and finally the solar panels attached to the Superstrut. Then there is the wiring of the panels, of course. Once the panels are wired, I'll have to evaluate the RFI generated by the switching inverters of the system and design filters to knock that back sufficiently that I once again have only the desert-quiet whispering into my radios.

And as if that were not enough... I'm also proceeding with assembling my VHF – UHF antenna tower. This will hold a 6-element 'long-John' Yagi for 6 meters, with a FO12 2M Yagi above that, then a FO16 yagi for 222 MHz, and topped off with a FO25 432 MHz Yagi.

This concludes the Plan C Orion Antler Spread activity report this month. If you would like help or advice on CW operation on HF, just drop me a note at [k0xp@k0xp.com](mailto:k0xp@k0xp.com) and I'll get right back to you.

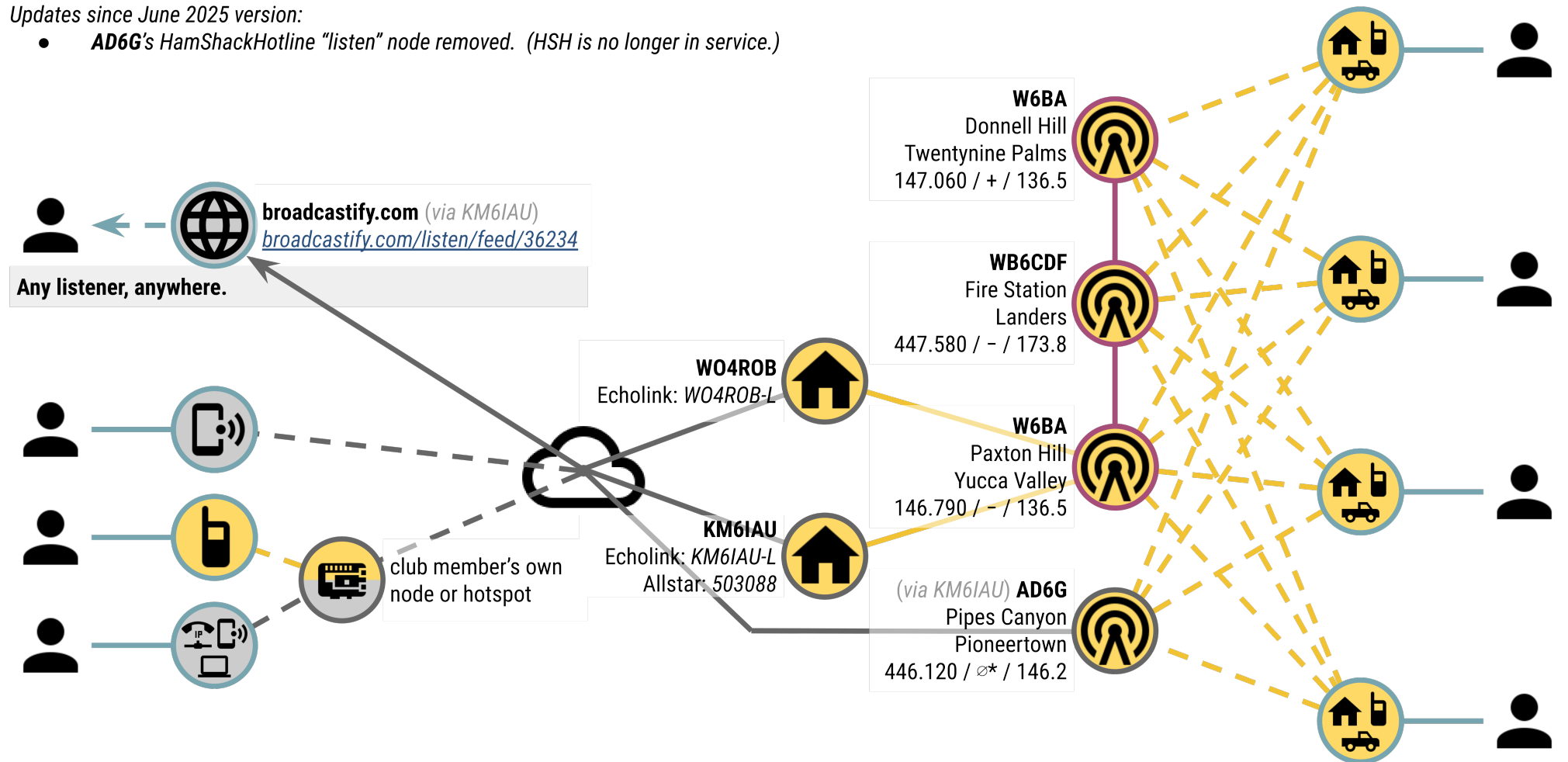
73, Steve **KØXP** (/6)

---



*As of September 2025*

- **AD6G's HamShackHotline "listen" node removed.** (HSH is no longer in service.)



*Please use restrictive access, such as PL tone and low-gain antenna for RF links, or password for IP links. Do not link-in broad-access systems, such as other repeaters or reflectors, where such linking could transmit onto our club's system. Thank you.*

Please do not link-in broad-access systems, such as other repeaters or reflectors, where such linking could transmit onto our club's system. Thank you.

\*\* Echolink access may need to be manually set up. Contact [linkrequest@W6BA.net](mailto:linkrequest@W6BA.net) to submit your request.

Calendar – SEPTEMBER 2025

SUN	MON	TUE	WED	THU	FRI	SAT
Aug 31	1 1915 – ARES net	2 1900 – Club net ctrl: Larry AD6G	3	4	5	6
7	8 1915 – ARES net	9 1900 – Club net ctrl: Paul AA6SM	10	11	12	13
14	15 1915 – ARES net	16 1900 – Club net ctrl: Judy KK6NWG	17	18	19	20 1400 – Club mtg, <a href="#">Telecom Southwest</a> , <a href="#">58945 Bus. Ctr. Dr.</a>
21	22 1915 – ARES net	23 1900 – Club net ctrl: Keith N6GKB	24  birthday: Jim KI6WTI	25	26	27
28	29 1915 – ARES net  birthday: Chris WB6CDF	30 1900 – Club net ctrl: Aaron KM6IAU	Oct 1	Oct 2	Oct 3	Oct 4

KD6DIQ AllStarLink  
Node#28855 Schedule

YV: 145.77MHz, Øshift, ☐67.0Hz

EVERYDAY

0000 – 0100 WIN System #2560  
2200 – 2400 WIN System #2560

SUN

No additional program, system open.

MON

0400 – 0730 East Coast Refl. #45225  
1000 – 1300 Alaska Morning #29332

TUE

0400 – 0730 East Coast Refl. #45225  
1000 – 1300 Alaska Morning #29332  
1700 – 1900 East Coast Refl. #45225

WED

0400 – 0730 East Coast Refl. #45225  
1000 – 1300 Alaska Morning #29332  
1700 – 1930 East Coast Refl. #45225

THU

0400 – 0730 East Coast Refl. #45225  
1000 – 1300 Alaska Morning #29332  
1700 – 1930 East Coast Refl. #45225

FRI

0400 – 0730 East Coast Refl. #45225  
1000 – 1300 Alaska Morning #29332  
1820 – 2400 WIN System #2560

SAT

0400 – 0730 East Coast Refl. #45225  
1000 – 1300 Alaska Morning #29332  
1700 – 1720 Newsline  
2000 – 2200 East Coast Refl. #45225